


Power supply unit AN111

for DC 24 V power supply



Power supply unit AN111

with a supply voltage of DC 24 V



Product description

The compact switched-mode power supply unit AN111 is used to supply Bender devices with a supply voltage of DC 24 V and a total power consumption of 24 watts. By means of an AN111, Bender devices can be operated in 400 V systems (L1-L2).

Function

The supply voltage U_{IN} is connected to the terminals L1/L2. The output voltage of DC 24 V is available across the terminals +/- . Fuses are built in exclusively for short-circuit protection guaranteeing safe operation even under worst-case conditions. The rated current specified for the AN111 must not be exceeded.

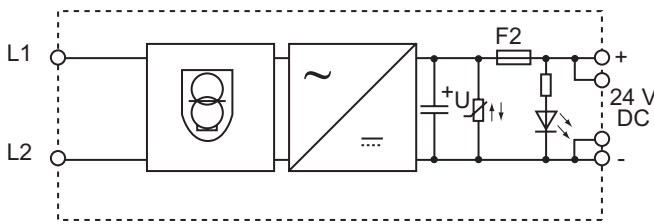
Device features

- Compact power supply unit to supply Bender devices with DC 24 V and max. 24 watts power consumption
- Generously dimensioned capacitors to bridge the time gap when temporary voltage fluctuations occur
- Connection L-L on the primary side

Approvals



Wiring diagram

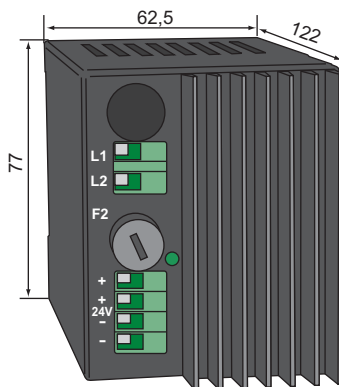


Ordering information

Rated input voltage U_{IN}	Rated output voltage	Type	Art. No.
AC	DC		
400 V, 50/60 Hz	24 V	AN111	B 9405 3103

Dimension diagram

Dimensions in mm



Technical data

Input circuit

Mains input voltage	AC 400 V
Input voltage range	+10...-10% acc. to DIN IEC 60038
Frequency	50/60 Hz
Mains fuse	5 x 20 mm
AC 400 V	external

Output circuit

Output voltage EN 61131-2/Part 2	DC 24 V, on double terminals
Status indicator	LED green
Time-lag fuse, output	5 x 20 mm
	1.25 A
Output	24 W
Permissible continuous output current	DC 1 A
Residual ripple	< 5 %
Ambient temperature	-10...+60 °C
Output protection circuit	varistor

Connection

Connection	screw mounting, touch proof according to UVV (BGV A3) (German accident prevention regulation)
Connection properties	flexible max. 2.5 mm ²

Other

Test voltage	between input and output circuit in accordance with the standard (safety transformers)
Standards	VDE 0570 Part 2-6, EN 61558-2-6, EN 61000-3-2, EN 61131-2 Part 2
CE mark	yes
Mounting	any position
DIN rail mounting acc. to	IEC 60715, TS 35 x 7.5
Degree of protection acc. to VDE 0470/EN 60529	IP20
Degree of protection acc. to IEC 536/VDE 0106 T1	prepared for protection class II
Insulation class	E
Dimensions approx.	
Length (L)	77 mm
Width (B)	62,5 mm
Installation depth (T)	122 mm
Total weight	0.95 kg



Bender GmbH & Co. KG

P.O. Box 1161 • 35301 Gruenberg • Germany
Londorfer Strasse 65 • 35305 Gruenberg • Germany
Tel.: +49 6401 807-0 • Fax: +49 6401 807-259
E-Mail: info@bender.de • www.bender.de



BENDER Group